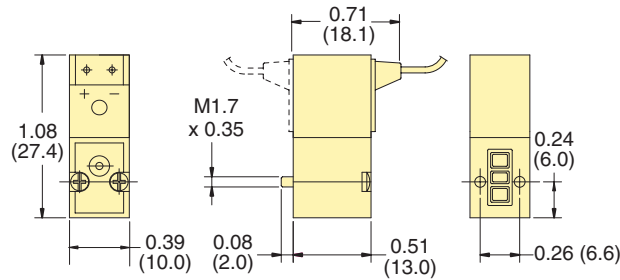
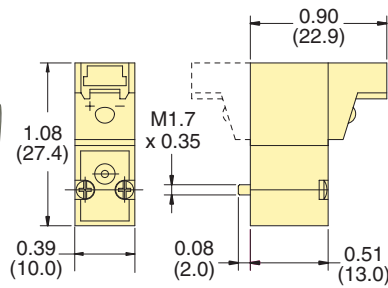


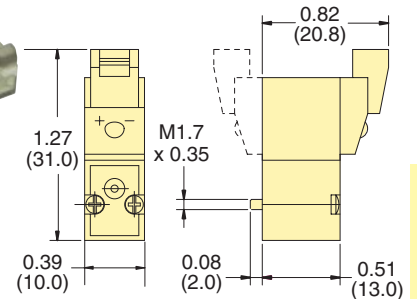
Wire Leads



90° Connector



In-Line Connector



Electrical Specifications

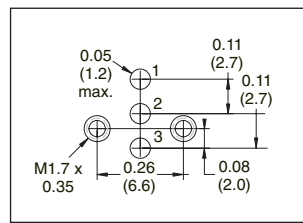
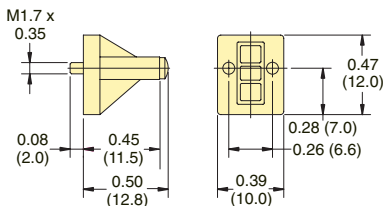
Power (Wattage)	Voltage	Voltage Tolerance	Response Time (Energized)	Response Time (De-Energized)	Coil Isolation Class
0.6 & 1.3	12 VDC / 24 VDC	-10% to 10%	8 ms	10 ms	F 311°F (155°C)

Cover Plate


Manifold Cover Plate includes plate, gasket and two screws.



Part No.
E10M-CP 10 mm Cover Plate



Mounting Interface



By selecting the appropriate connector type for your 10 mm valve, tight spaces, orientation issues and electrical requirements can be accommodated easily.

Connectors

Wire Connector must be ordered separately. 24 AWG. Stranding 7/32.



Part No.
C2A-RB300 Connector with Cable, 11.8" (300 mm)
C2A-RB500 Connector with Cable, 19.69" (500 mm)
C2A-RB1000 Connector with Cable, 39.37" (1,000 mm)

Molex terminal insert #050013-8000, #28139 plug and 24 AWG wire.